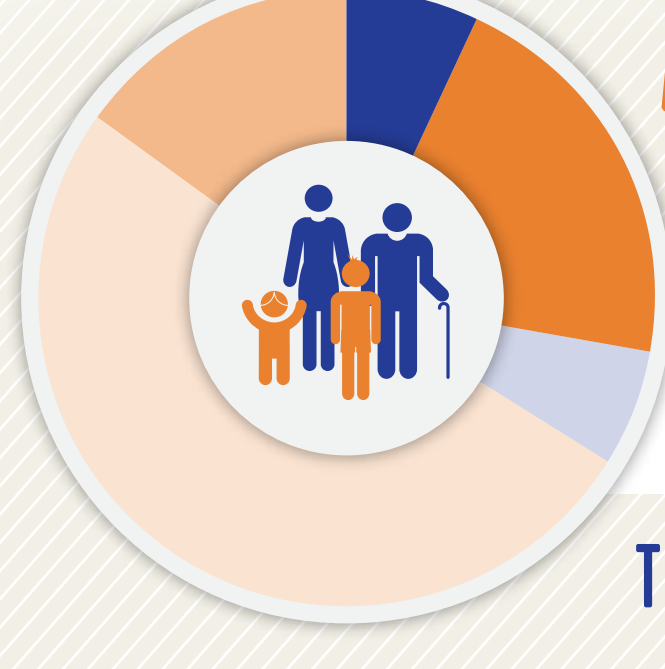




## EDUCATION & COMMUNITY PROFILE

### SEMINOLE COUNTY



### POPULATION BY AGE<sup>1</sup>

2013-2014

TOTAL POPULATION: 8,831

### VULNERABLE POPULATIONS<sup>1-8</sup>



CHILDREN IN POVERTY UNDER 18 - 2013

32%



TEENS 16-19 NOT WORKING OR NOT IN SCHOOL - 2013

16%



TEEN PREGNANCIES PER THOUSAND - 2012

<5



COMMUNITY JUVENILE JUSTICE CASES - 2015

33



FOSTER YOUTH - 2014

11



HOMELESS STUDENTS 2013 - 2014



MIGRANT STUDENTS 2013 - 2014



GED RECIPIENTS 2013 - 2014

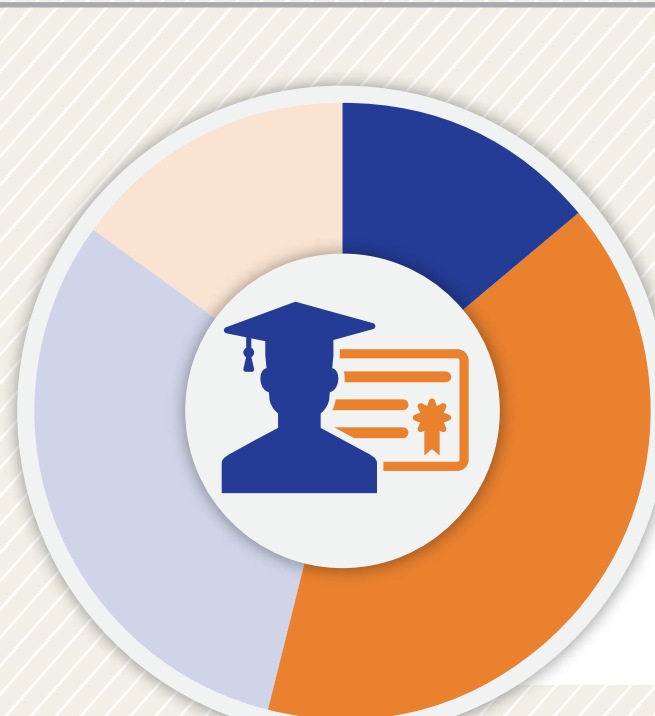
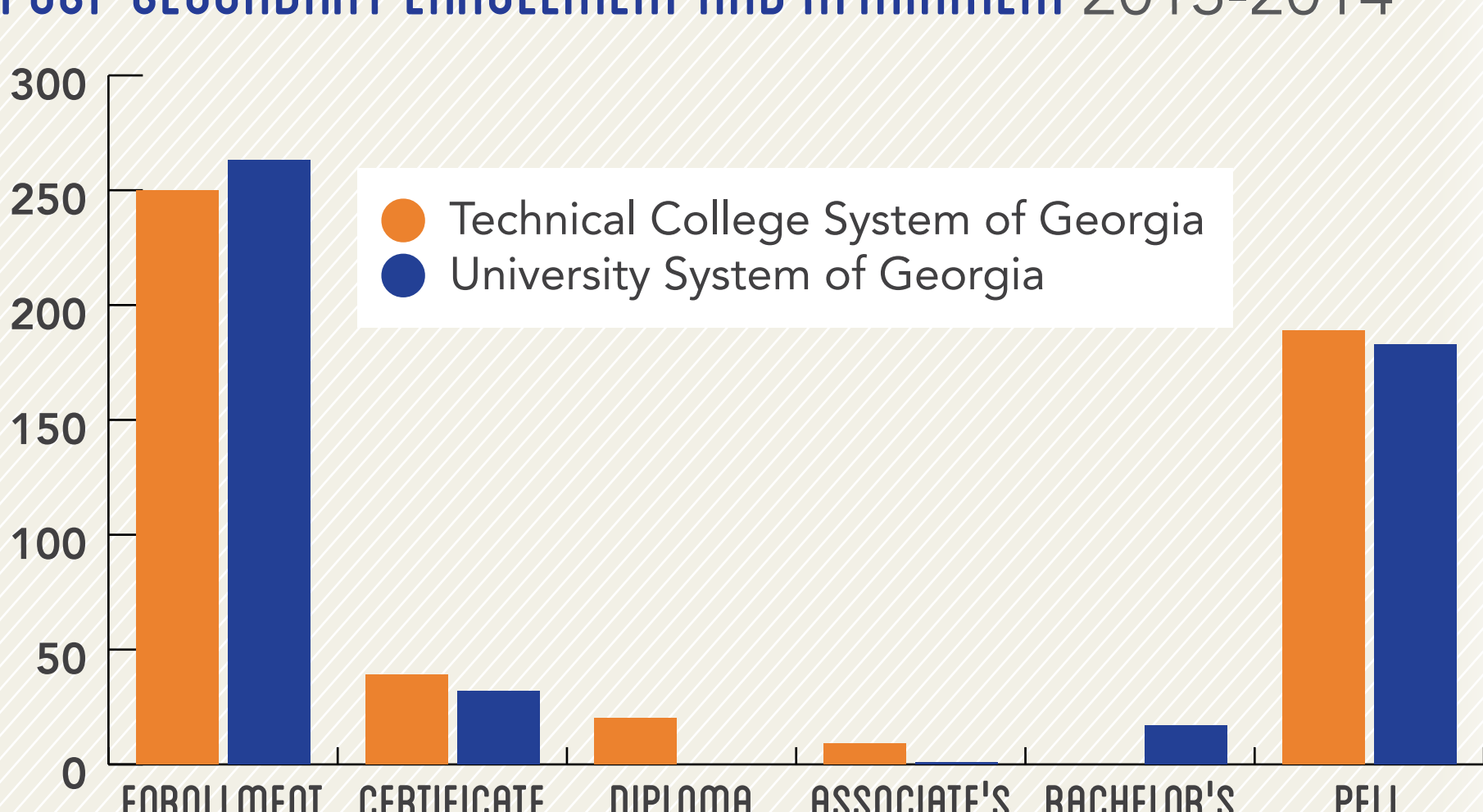
18



REFUGEE ARRIVALS - 2014

0

### POST-SECONDARY ENROLLMENT AND ATTAINMENT 2013-2014<sup>9</sup>

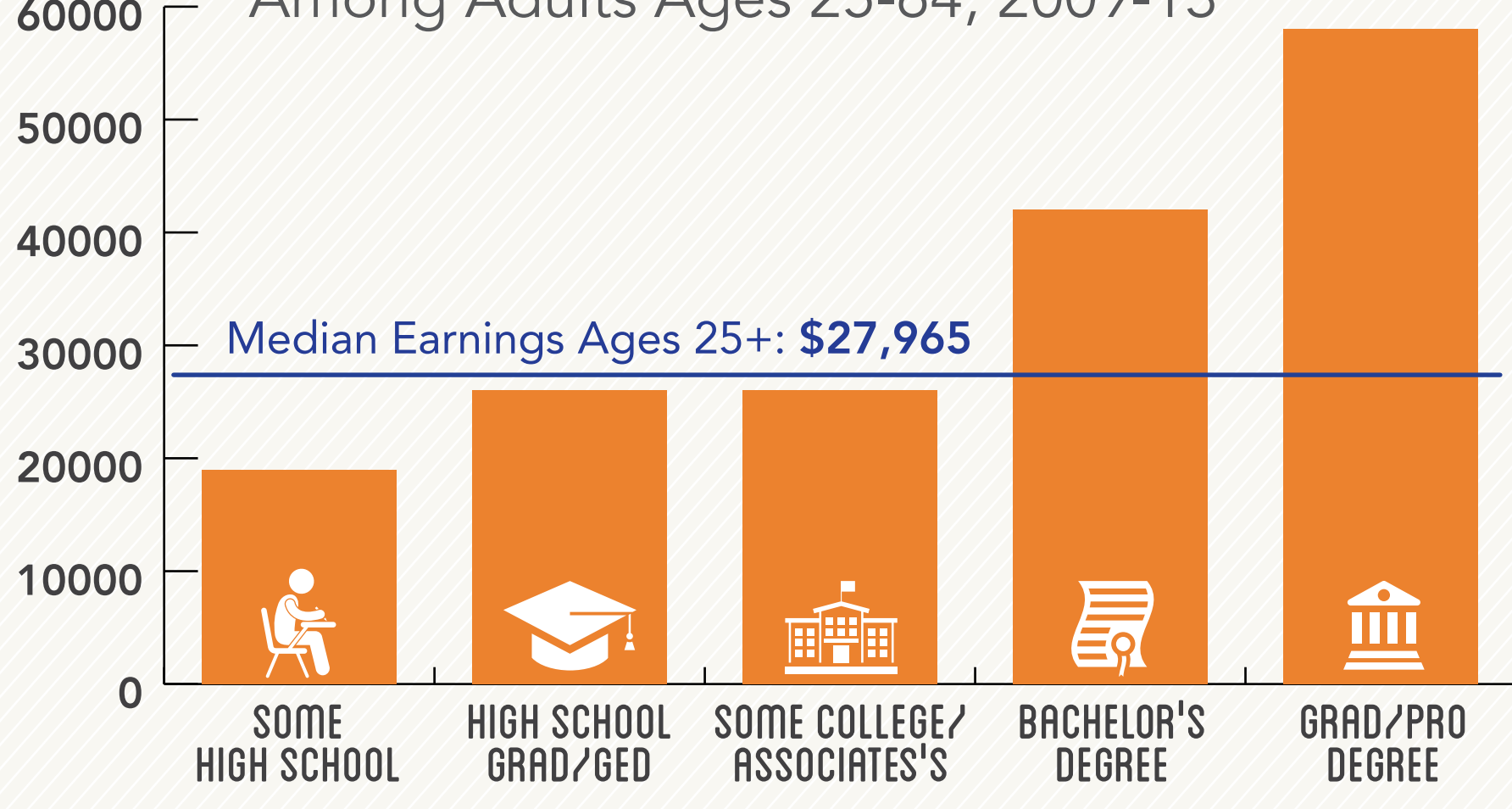


### DEGREE ATTAINMENT<sup>1</sup>

Among Adults, 25-64, 2013-14

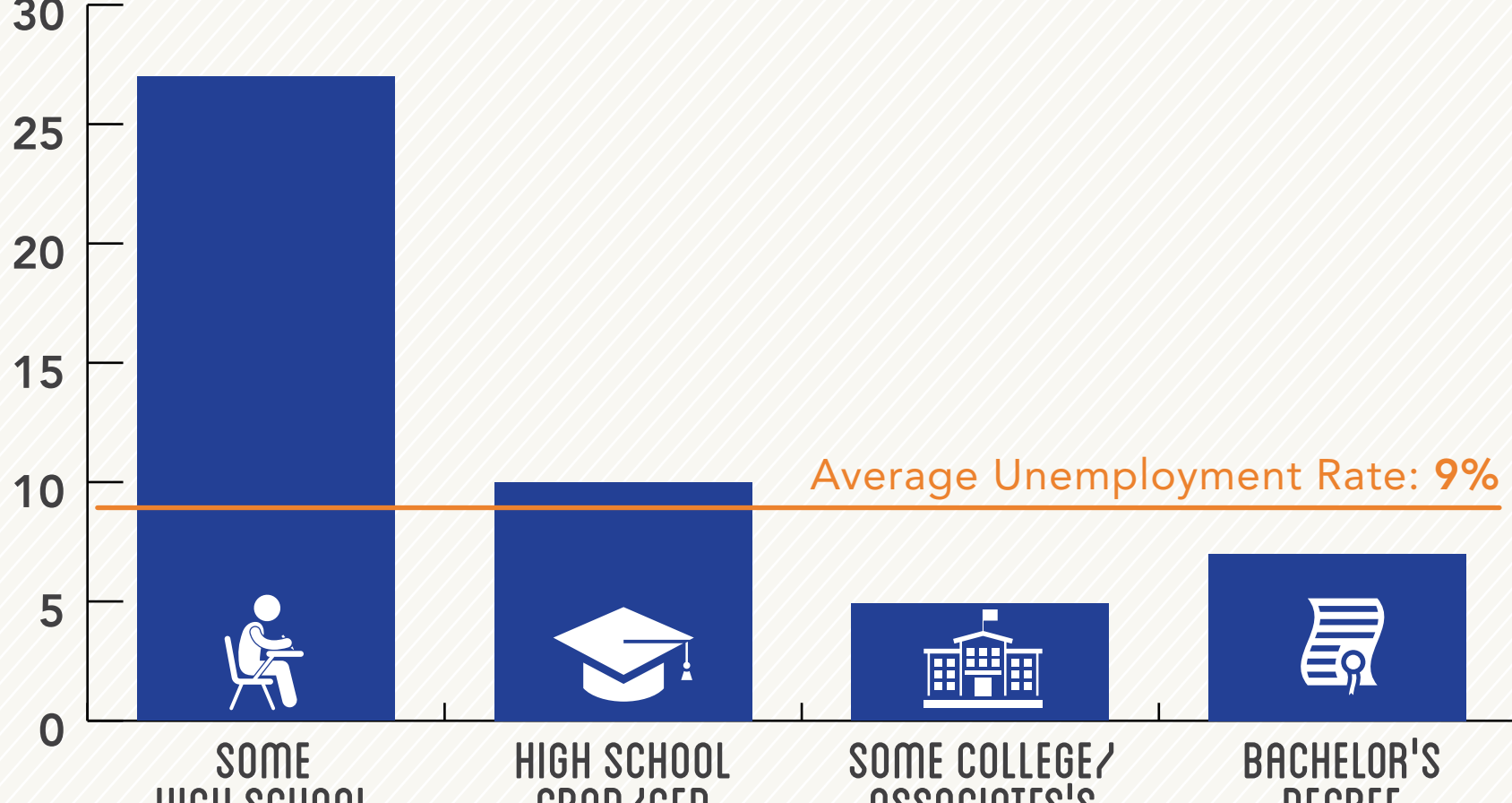
### MEDIAN EARNINGS BY DEGREE ATTAINMENT<sup>1</sup>

Among Adults Ages 25-64, 2009-13



### UNEMPLOYMENT BY DEGREE ATTAINMENT<sup>1</sup>

Among Adults Ages 25-64, 2009-13



### STUDENTS ENROLLED<sup>6</sup>

by school level 2013-14



### STUDENTS ENROLLED<sup>6</sup>

by subgroup 2013-14



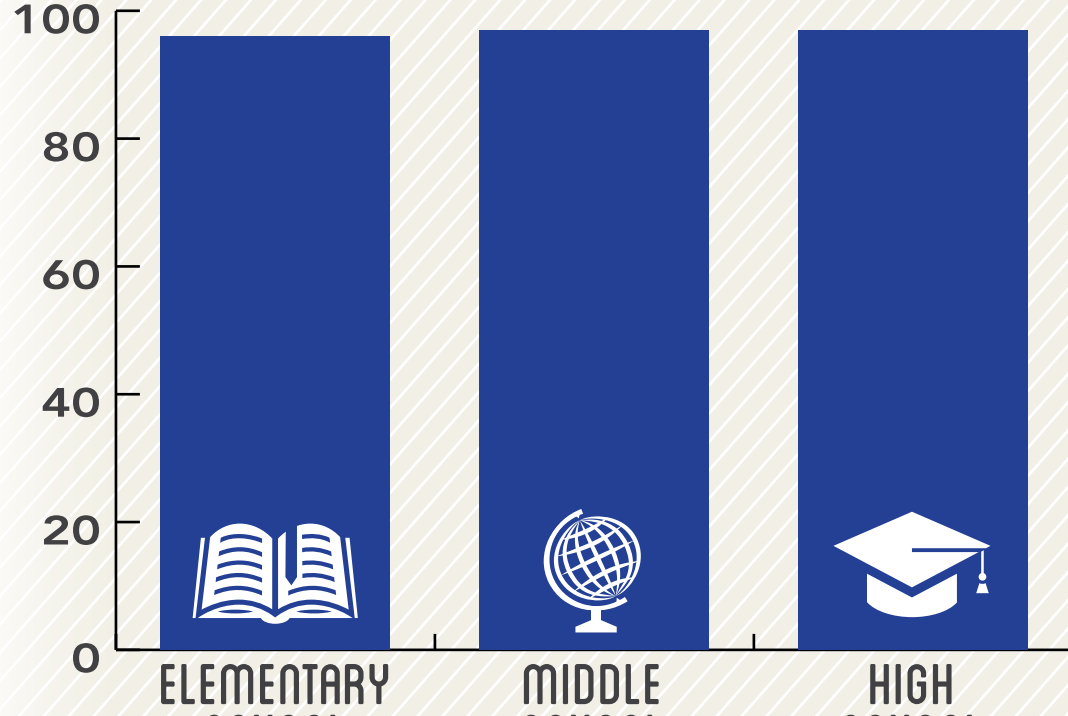
### STUDENTS ENROLLED<sup>6</sup>

by race/ethnicity 2013-14



### PERCENTAGE OF SCHOOL DAYS ATTENDED<sup>11</sup>

2013-14



### POST-SECONDARY INDICATORS<sup>6</sup>

82% of high school grads enrolled in a U.S. institution within 16 months of high school graduation (2012)

51% of high school grads enrolled in Georgia post-secondary institution with one year of credit within two years of enrollment (2010)

### POST-SECONDARY READINESS<sup>6, 11, 12</sup>

- 71% Enrolled in accelerated courses (2014)
- 87% Academically prepared for post-secondary (2014)
- 77% Completed FAFSA (2013-2014)
- 61% Eligible for HOPE scholarship (2013-2014)

### SAT AVERAGE SCORES (2012-2013)

Reading 470

Math 462

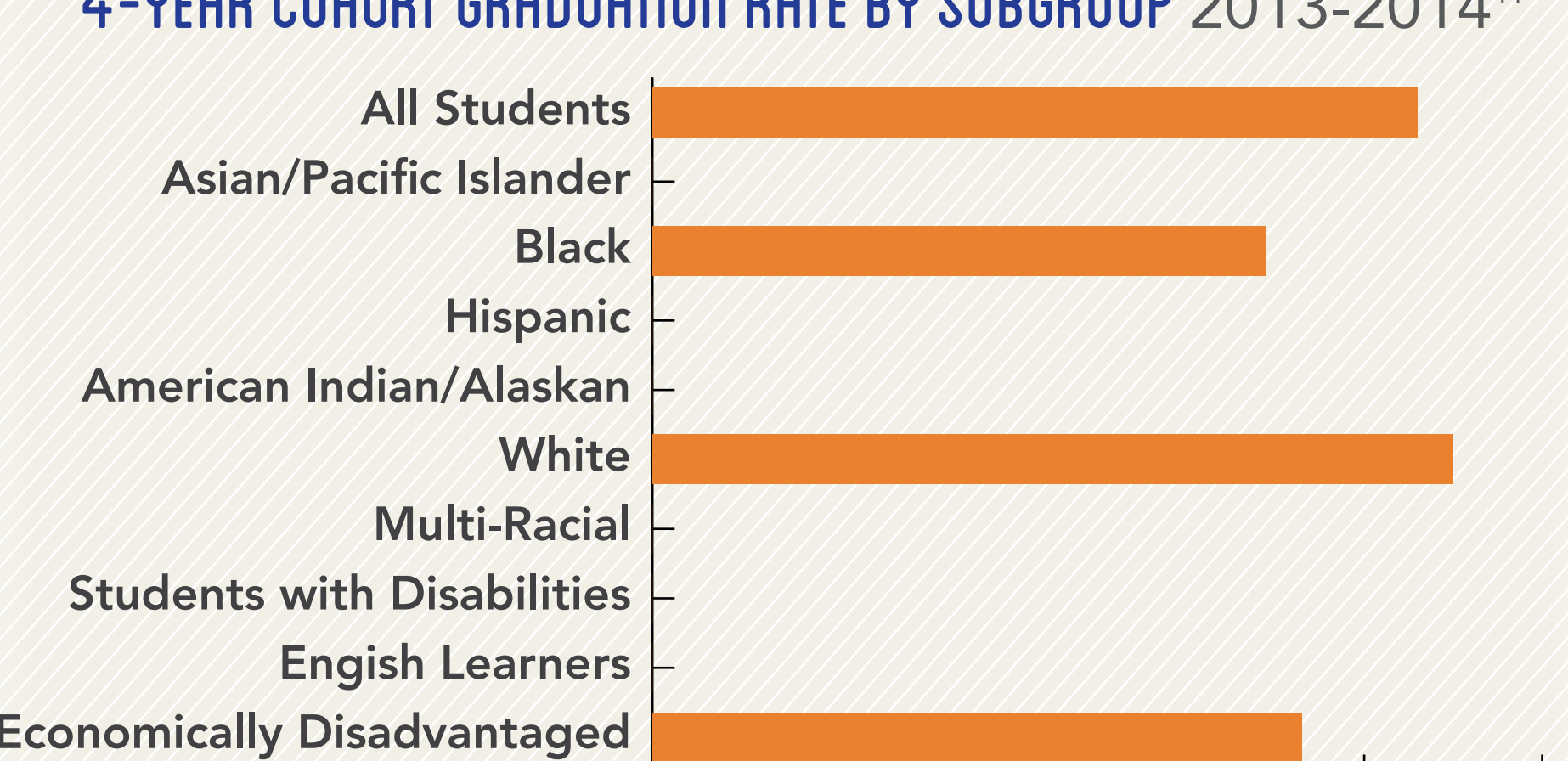
### ACT AVERAGE SCORES (2013-2014)

English 17.8

Math 16.8

Science 17.1

### 4-YEAR COHORT GRADUATION RATE BY SUBGROUP 2013-2014<sup>11</sup>



Sources: <sup>1</sup>American Community Survey 5-year estimates, 2009-2013; <sup>2</sup>Georgia Family Connection Partnership KIDS COUNT, 2012; <sup>3</sup>Georgia Department of Juvenile Justice, 2015; <sup>4</sup>State Child Welfare System of Georgia, 2014; <sup>5</sup>Georgia Department of Education, 2013-2014; <sup>6</sup>Governor's Office of Student Achievement Georgia State Report Card, 2013-2014; <sup>7</sup>Office of Adult Education GED Testing Program, 2013-2014; <sup>8</sup>Georgia Coalition of Refugee Stakeholders, 2013-2014; <sup>9</sup>Technical College System of Georgia, 2013-2014; <sup>10</sup>University System of Georgia, 2013-2014; <sup>11</sup>Georgia Department of Education - College and Career Ready Performance Index, 2013-2014; <sup>12</sup>Georgia Student Finance Commission, 2013-2014